

Humidity transmitter

SPECIFICATIONS

testo 6621



A broad variety of the testo 6621 transmitter is available. Depending on the application in a room or in a duct, the corresponding designs can be selected. A display and an external probe are available as options. You can choose between the housing colours grey and white. The testo 6621 is persuasive in technical terms thanks to the patented humidity sensors that guarantee the highest accuracy. The sensors and the analog outputs can be adjusted, analyzed and parameterized via the external interface using the P2A software.

The testo 6621 is a high-performance transmitter for a low price. It meets the increasing requirements in automated building services in terms of accuracy, reliability and safety and thereby saves energy costs.

Areas of application:

- Industrial and commercial buildings, e.g. production and storage
- Offices and administrative buildings
- Sales areas and exhibition halls
- Museums and libraries
- School buildings, hotels, clinics etc.



PERFORMANCE FEATURES

testo 6621

- Highly accurate testo humidity sensor with long-term stability ($\pm 2.5\%$ RH)
- Optional 2-line LCD display
- Time-saving commissioning and maintenance by means of external interface and testo P2A software
- Parameterizing, adjusting and analyzing software (P2A) for setting up, adjusting and analyzing the transmitter
- Optimum calibration concept by means of adjustment of the entire signal chain
- Adjustment without dismantling the transmitter
- 2 analog outputs (humidity/temperature), option of 1 passive humidity and temperature analog output



Humidity transmitter

Technical data

	testo 6621 - A01/A03 (wall version)	testo 6621 - A02 (duct version)
Parameters		
Humidity		
Meas. range	0 to 100% RH (> 90% RH only briefly) (not for high humidity processes)	
Accuracy	±2.5% RH (0 to 90% RH), ±4.0% RH (> 90% RH)	
Temperature dependency/coefficient	Temperature coefficient: 0.05%/K (gap of 25 °C/77 °F)	
Sensor	Testo humidity sensor	
Replaceability of sensor	Through Testo Service	Can be done by customer (s. below, Replacement sensors), subsequent 2-point adjustment required
Temperature		
Meas. range	0 to +60 °C (+32 to +140 °F)	-20 to +70 °C (-4 to +158 °F)
Accuracy	±0.5 °C/0.9 °F	
Sensor	Active signal output: NTC Passive signal output: NI1000	

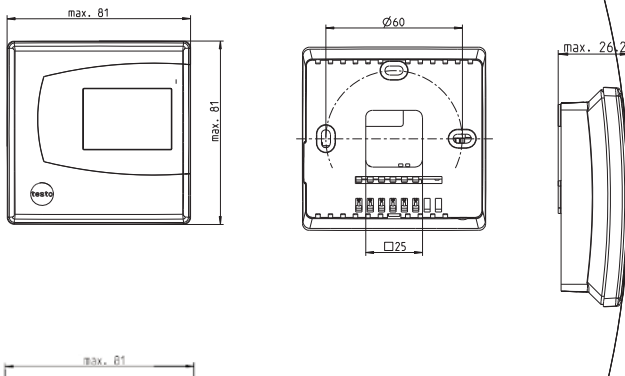
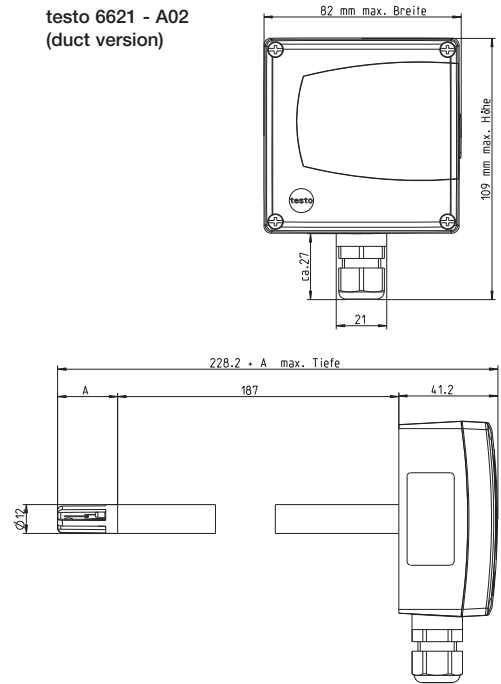
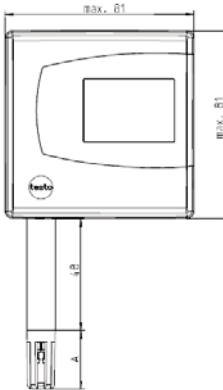
Inputs and outputs		
Analog outputs		
Number of channels	2 channels (humidity and temperature)	
Output type	4 to 20 mA (2-wire) 0 to 1/5/10 V (4-wire)	
Meas. cycle	1/sec	
Accuracy of analog outputs	4 to 20 mA ±0.05 mA 0 to 1 V ±2.5 mV 0 to 5 V ±12.5 mV 0 to 10 V ±25 mV	
Supply		
Voltage supply	20 to 30 V AC/DC	
Current consumption		
Outlet	Supply voltage [V]	Current consumption [mA]
2-wire current 4 to 20 mA	20	20
	24	20
	30	30
4-wire voltage 0 to 10 V	24	7
	30	7
	20	20
	24	22
	30	28

Operating conditions		
Electronics temperature (housing) (with/without display)	0 to +60 °C/32 to +140 °F (A01/A03), With display: 0 to +50 °C/+32 to +122 °F; -20 to +70 °C/-4 to +158 °F (A02), With display: 0 to +50 °C/+32 to +122 °F;	
Storage temperature	-40 to +70 °C (-40 to +176 °F)	
Measuring medium	Air in air-conditioning systems or air-conditioned rooms	

	testo 6621 - A01/A03 (wall version)	testo 6621 - A02 (duct version)
General		
Housing		
Material/colour	ABS/ pure white (RAL 9010) or light grey	
Dimensions	81 x 81 x 26 mm	81 x 81 x 42 mm, see drawing for probe
Weight	80 g/90 g (A03)	160 g
Display		
Display	2-line LCD (optional)	
Resolution	Humidity: 0.1% RH Temperature: 0.1 °C/°F	
Operation		
Parameterization	P2A software	
Assembly		
Cable screw connection	None (cable routed through rear wall opening or break-out opening on bottom)	1 x M16 x 1.5
Miscellaneous		
Protection class	IP 30	IP 65
EMC	According to EC directive 2004/108/EEC	
Interfaces	1x mini-DIN for connecting reference measuring instrument/PC	
Response time	t90: < 15 s at 2 m/s; When calibrating, make note of adjustment: The response time may be considerably higher in stagnant air	
Scaling range	-50 to 100 °C/-58 to 212 °F, -50 to 100 % RH	

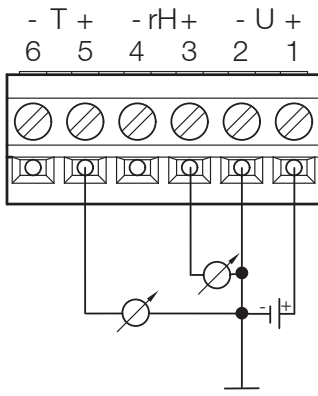
Humidity transmitter

Technical drawings

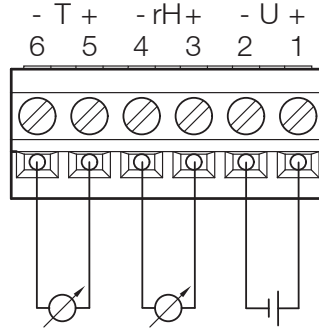
 testo 6621 - A01
(wall version)

 testo 6621 - A02
(duct version)

 testo 6621 - A03
(wall version)


Pin assignment

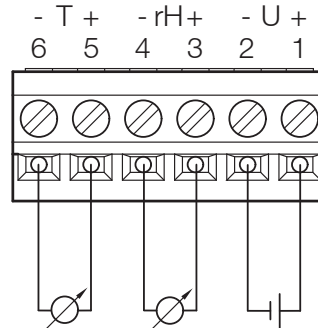
A01 Wiring, 3-wire



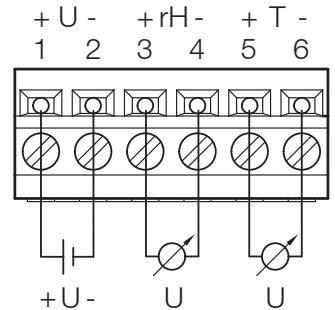
A01 Wiring, active/passive



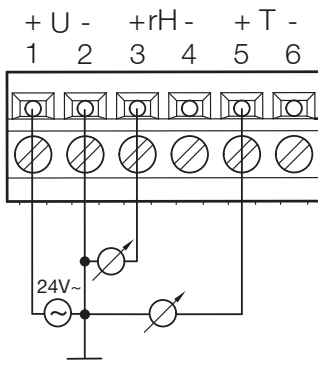
A01 Wiring



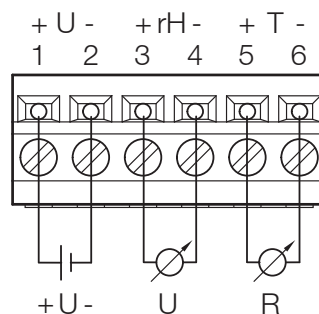
A02 Wiring



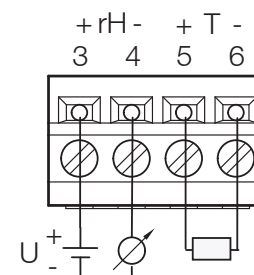
A02 Wiring, 3-wire



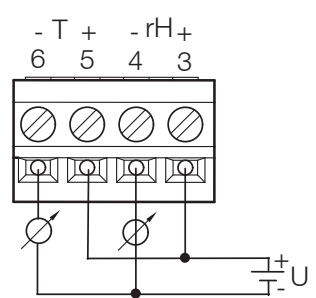
A02 Wiring, active/passive



A02 Wiring, active/passive



A03 Wiring





Humidity transmitter

The following options can be specified for the testo 6621:

AXX	Version
BXX	Analog output/supply
CXX	Display
FXX	Humidity parameter
GXX	Temperature variable
EXX	Housing colour
MXX	Protective filter
KXX	Language of the instruction manual (for bilingual paper instruction manual)

AXX	Version
A01	Wall version (not with B01, B05)
A02	Duct version
A03	Wall version with external probe for 4 to 20 mA analog output (only with B01)

BXX	Analog output/supply
2 analog outputs (humidity/temperature)	
B01	4 to 20 mA (2-wire, 24 V DC)
B02	0 to 1 V (4-wire, 24 V AC/DC)
B03	0 to 5 V (4-wire, 24 V AC/DC)
B04	0 to 10 V (4-wire, 24 V AC/DC)
Humidity: Analog output, temperature: passive, Ni1000	
B05	4 to 20 mA (2-wire, 24 V DC)
B06	0 to 1 V (4-wire, 24 V AC/DC)
B07	0 to 5 V (4-wire, 24 V AC/DC)
B08	0 to 10 V (4-wire, 24 V AC/DC)

CXX	Display
C00	Without display
C01	With display

FXX	Humidity parameter
F01	Relative humidity (% RH)

GXX	Temperature variable only for B01 to B04
G02	Temperature (°C)
G03	Temperature (°F)

EXX	Housing colour
E01	Housing colour light grey, with testo logo (in colour)
E02	Neutral housing, pure white, without testo logo
E03	Neutral housing, pure white, with testo logo (black-and-white)

MXX	Protective filter not for A01
M01	Stainless steel sintered filter
M02	Metal wire protection cap
M03	Sintered Teflon filter
M04	Open metal protection cap
M05	ABS plastic cap (open)

KXX	Language of the instruction manual (for bilingual paper instruction manual)
K01	German/English instruction manual
K02	French/English instruction manual
K03	Spanish/English instruction manual
K04	Italian/English instruction manual
K05	Dutch/English instruction manual
K06	Japanese/English instruction manual
K07	Chinese/English instruction manual

Example:

Order code for testo 6621 transmitter with the following options:

- Duct version
- 0 to 5 V (4-wire, 24 V AC/DC)
- 2 analog outputs (humidity/temperature)
- Without display
- Relative humidity parameter (% RH)
- Temperature parameter (°C)
- Neutral housing, pure white, without testo logo
- Metal wire protection cap
- Language of instruction manual German/English

0555 6621 A02 B03 C00 F01 G02 E01 M02 K01

K – TEST, s.r.o.
 Letná 40
 042 60 Košice
 Tel/fax.: 055 6253633, 6255159
 ktest@iol.sk, ktest@ktest.sk
 www.ktest.sk, www.testo.sk
 0905 522488